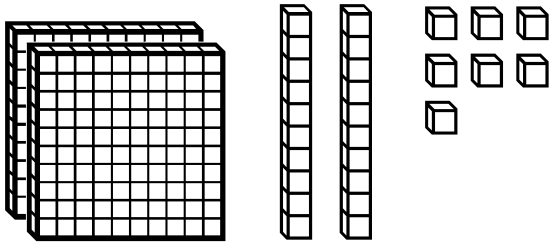
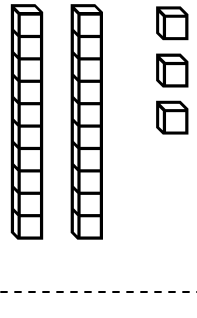


Place Value


Identify the number of Hundreds, Tens and Ones, then write the number.

1)  H=_____ T=_____ O=_____

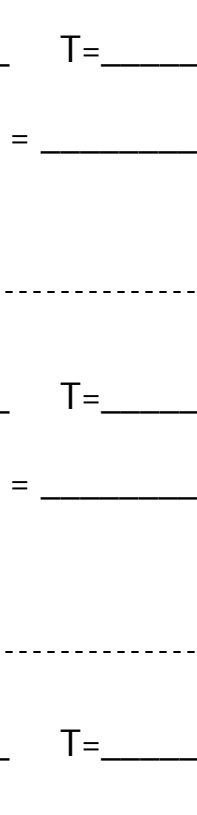
Number = _____

2)  H=_____ T=_____ O=_____


Number = _____

3)  H=_____ T=_____ O=_____

Number = _____

4)  H=_____ T=_____ O=_____

Number = _____

5)  H=_____ T=_____ O=_____

Number = _____

Name _____ Date _____

Solve

Prove

Solve

Prove

$$4 \overline{)52}$$

$$5 \overline{)75}$$

$$3 \overline{)78}$$

$$4 \overline{)96}$$

$$7 \overline{)84}$$

$$6 \overline{)78}$$

$$8 \overline{)96}$$

$$2 \overline{)58}$$

1. $.525 \div .05 =$

2. $1.2 \div .003 =$

3. $16 \div .008 =$

4. $.12 \div 1.2 =$

5. $1.1 \div 8 =$

6. $.9 \div 4 =$

Mental Math

7. $6.75 \div 100 =$

8. $3.65 \times 10 =$

9. $.003 \times 100 =$

10. $42.8 \div 1000 =$


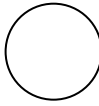
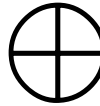

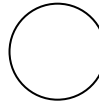


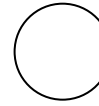


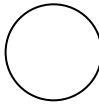


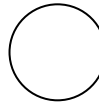


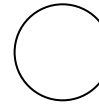

	<u>Fraction</u>	<u>Decimal</u>	<u>Percent</u>
11.	$\frac{11}{16}$		
12.		.45	
13.			198%
14.	$\frac{23}{25}$		
15.	$\frac{7}{8}$		
16.		.2	
17.			8%

Name: _____ Date: _____













Comparing Fractions Practice

4th Grade NID2

Color in the models and then compare the fractions.

1.  $\frac{2}{3}$   $\frac{3}{4}$	2.  $\frac{2}{10}$   $\frac{1}{5}$	3.  $\frac{1}{2}$   $\frac{3}{4}$
4.  $\frac{1}{2}$   $\frac{3}{6}$	5.  $\frac{1}{3}$   $\frac{1}{2}$	6.  $\frac{3}{8}$   $\frac{1}{4}$

Color in the models to create equivalent fractions. Name the equivalent fractions.








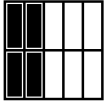
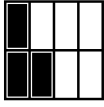



7.  = 	8.  = 	9.  = 
10.  = 	11.  = 	12.  = 

Comparing Fractions Practice





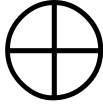



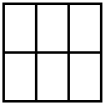

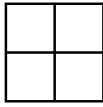
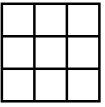
Name: _____

Date: _____

Compare the Fractions using $<$, $>$, $=$.

 $\frac{3}{5}$	 $\frac{7}{10}$	 $\frac{2}{4}$	 $\frac{1}{2}$	 $\frac{8}{9}$	 $\frac{4}{9}$
 $\frac{5}{6}$	 $\frac{4}{10}$	 $\frac{3}{8}$	 $\frac{1}{2}$	 $\frac{6}{9}$	 $\frac{2}{3}$

Color in the models to compare the fractions.





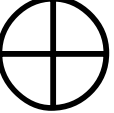





 $\frac{2}{5}$	 $\frac{6}{10}$	 $\frac{1}{2}$	 $\frac{2}{3}$	 $\frac{2}{4}$	 $\frac{4}{8}$
 $\frac{1}{5}$	 $\frac{1}{3}$	 $\frac{2}{6}$	 $\frac{2}{8}$	 $\frac{3}{4}$	 $\frac{3}{9}$

Name _____

COMMON FRACTIONS/DECIMALS/PERCENTS

Below are the common fractions, decimals, and percents that must be memorized.

Complete the chart, then make flashcards for practice.






Shade the figure to match the fraction	Fraction	Decimal	Percent
	$\frac{2}{5}$		
	$\frac{1}{2}$		
	$\frac{1}{3}$		
	$\frac{1}{6}$		
	$\frac{1}{4}$		
	$\frac{7}{10}$		
	$\frac{1}{8}$		
	$\frac{5}{6}$		
	$\frac{1}{10}$		
	$\frac{2}{3}$		

Name _____

Decimals: Tenths Hundredths








Date _____

Teacher _____

Model	Fraction or Mixed Number	Decimal	Word Form
		<p>_____</p>	
		<p>_____</p>	
		<p>_____</p>	
		<p>_____</p>	
		<p>_____</p>	

Name _____ Date _____











Identify each fraction model as a **Mixed Number** and as an **Improper Fraction**.

Model	Mixed Number	Improper Fraction
		
		
		
		
		
		
		

Name _____

Show me the Money!

Directions: Write the monetary value of each set of coins in the right-hand column of the table.



Money Drop



Materials: large paper clip, money game board, paper, pencil

Procedures:

1. Place the money game on the table.
2. Each player takes a turn.
3. The first player drops a paper clip on the game board and adds the money that touches the paper clip.
4. The player states a problem that involves the money that s/he gets in the Money Drop (for example: "I got ____ and _____. I added them together and got _____.")
5. Each player keeps a record of the total amount of money that s/he has added.
6. The player with the highest money total at the end of the game is the winner.




De la Gota Del Dinero



Materiales Necesitaron: Papel Del Juego Del Dinero, Un Clip, Papel, Lápiz

1. *Pongal el juego del dinero en la mesa.*
2. *Cada jugador toma una vuelta.*
3. *El primer jugador cae un clip de papel en el tablero del juego y agrega el dinero que toca el clip de papel.*
4. *El jugador indica un problema que implique el dinero que el/ella consigue en la gota del dinero e. (conseguí el ____ y _____. Los agregué juntos y conseguí _____.)*
5. *Cada jugador guarda un expediente de la cantidad total de dinero que el/ella ha agregado.*
6. *El jugador con la mayoría del dinero agregado en al fin del juego es el ganaor.*

MONEY DROP GAME BOARD




Arrays

Directions: Tell the multiplication fact that represents each array.


Examples:



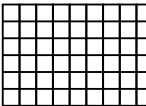
$6 \times 7 = 42$




$12 \times 5 = 60$


1. 


2. 


3. 


4. 


5. 


6. 


7. 

8. 

9. 

10. 

11. 

12. 

Name: _____

Date: _____

Patterns

1.

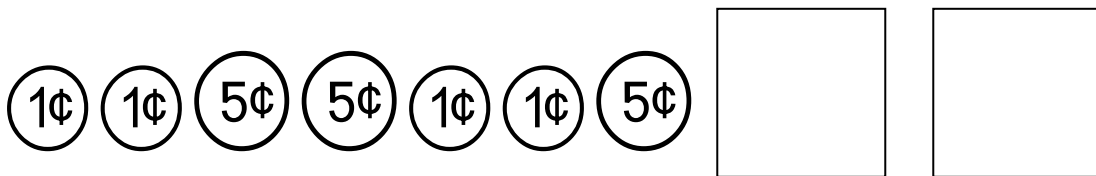
Fill in the boxes with the correct shapes to complete the following pattern.



Use letters to represent this pattern. ____ _ _

2.

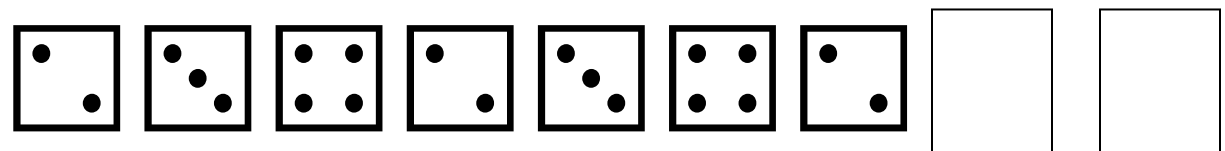
Fill in the boxes with the correct shapes to complete the following pattern.



Use letters to represent this pattern. ____ _ _ _

3.

Fill in the boxes with the correct shapes to complete the following pattern.



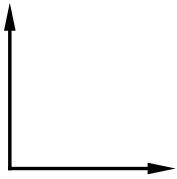
Use letters to represent this pattern. ____ _ _

Name _____

Date _____

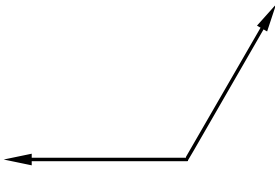
Angles

Right Angle



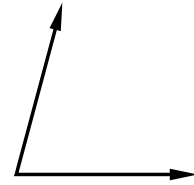
90°

Obtuse Angle



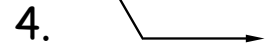
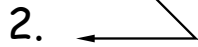

$>90^\circ$

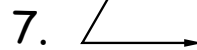


Acute Angle


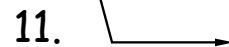
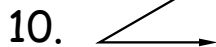
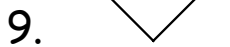


$<90^\circ$

Directions: Tell whether the angles below are acute, obtuse, or right angles.

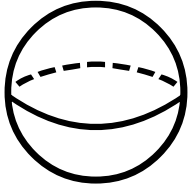




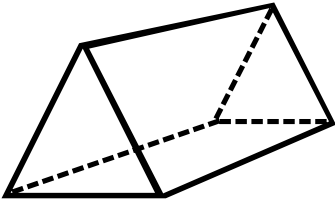


Name _____

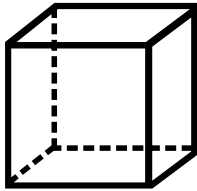
Draw a line from each figure to the name of the figure.



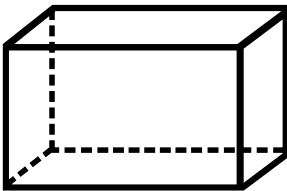
● cube



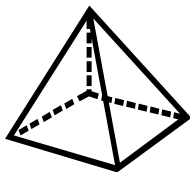
● sphere



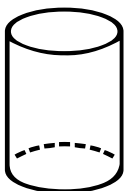
● square pyramid



● rectangular prism



● triangular prism








































● cylinder

Name _____ Date _____

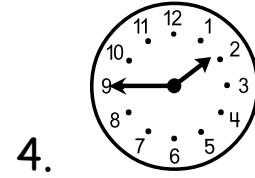
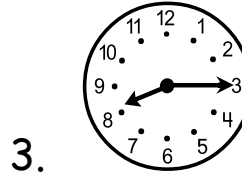
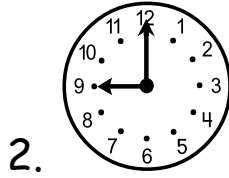
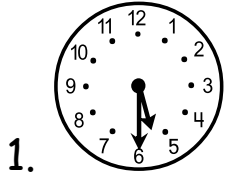
Geometry Sudoku

Fill in the blank spaces with the missing shapes. Place one of each shape in each row, each column and each 3 x 3 block. When finished, each row, column and block should have only 1 of each shape.

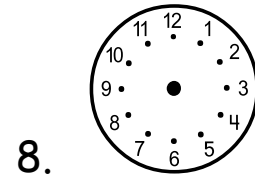
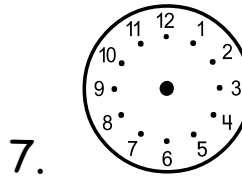
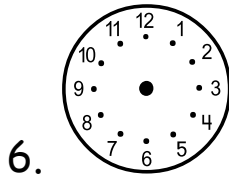
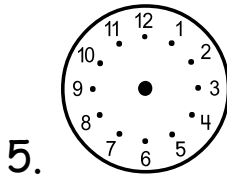
								
								
								
								
								
								
								
								
								

Time

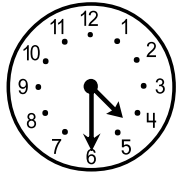

Part 1: Tell the time that is shown on each clock.


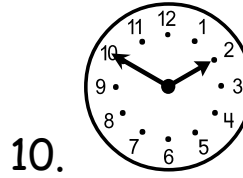



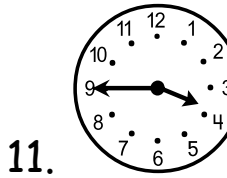
Part 2: Fill in the hour and minute hands to show the correct time.


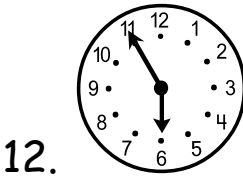



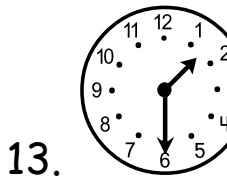
Part 3: Tell the elapsed time.


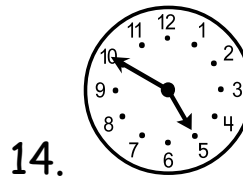





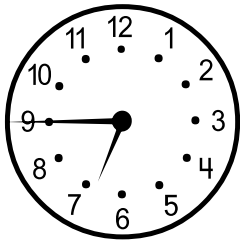

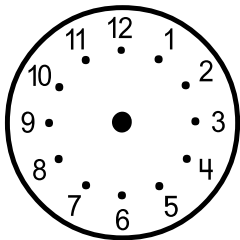


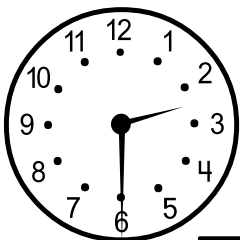









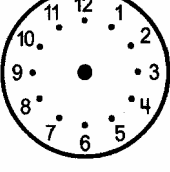





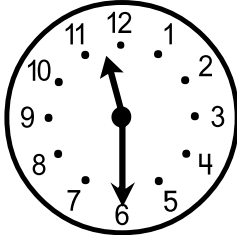




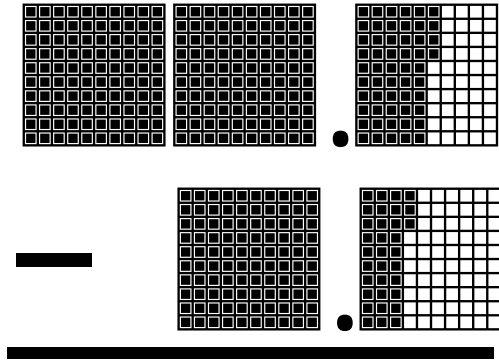



Complete the following chart:


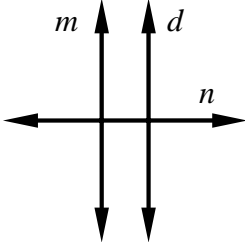
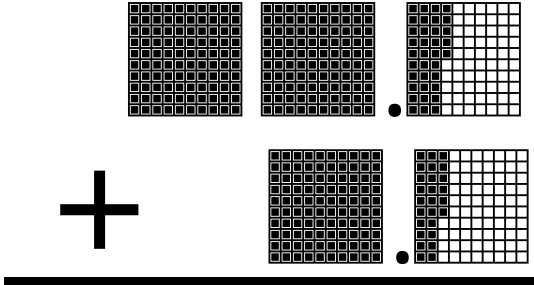
#	Start Time	Elapsed Time	End Time
1	 <input data-bbox="495 562 641 625" type="text" value=":"/>		 <input data-bbox="1258 562 1404 625" type="text" value=":"/>
2	 <input data-bbox="495 919 641 982" type="text" value=":"/>	2 hours 20 minutes	 <input data-bbox="1258 919 1404 982" type="text" value=":"/>
3	 <input data-bbox="495 1276 641 1339" type="text" value=":"/>	4 hours 5 minutes	 <input data-bbox="1258 1276 1404 1339" type="text" value=":"/>
4	 <input data-bbox="495 1633 641 1696" type="text" value=":"/>		 <input data-bbox="1258 1633 1404 1696" type="text" value=":"/>

	1 st clock	1 st time	Elapsed time	Time line	2 nd time	2 nd clock
1						
2						
3						
4						
5						

Target Test Set 4

<p>ANSWERS</p> <p>1) (A) (B) (C) (D)</p> <p>2) (F) (G) (H) (J)</p> <p>3) (A) (B) (C) (D)</p> <p>4) (F) (G) (H) (J)</p> <p>5) (A) (B) (C) (D)</p> <p>6) (F) (G) (H) (J)</p> <p>7) (A) (B) (C) (D)</p> <p>8) (F) (G) (H) (J)</p>	<p>1) What number is represented by the decimal model? Red E</p> <p>A. 4.0</p> <p>B. 0.4</p> <p>C. 0.04</p> <p>D. 4.10</p> <div style="text-align: center;">  </div>	<p>2) Look at the clock. What time will it be in 1 hour and 45 minutes? Red B</p> <p>F. 12:30</p> <p>G. 11:15</p> <p>H. 1:15</p> <p>J. 11:30</p> <div style="text-align: center;">  </div>									
<p>3) Which number sentence shows that 5 times a number is 20? Gold E</p> <p>A. $5 \times \square = 20$</p> <p>B. $5 \times 20 = \square$</p> <p>C. $5 \div \square = 20$</p> <p>D. $5 + \square = 20$</p>	<p>4) Which number sentence can be used to find the area of the shape? Yellow E</p> <p>F. $5 + 8 + 5 + 8$</p> <p>G. 2×12</p> <p>H. 8×4</p> <p>J. 5×8</p> <div style="text-align: center;">  </div>										
<p>5) Which set places the fractions in order from <i>greatest</i> to <i>least</i>? Green C</p> <div style="display: flex; justify-content: space-around; align-items: center;"> <div style="text-align: center;">  </div> <div style="text-align: center;">  </div> <div style="text-align: center;">  </div> </div> <p>A. $\frac{1}{2}$ $\frac{1}{4}$ $\frac{3}{4}$</p> <p>B. $\frac{3}{4}$ $\frac{1}{4}$ $\frac{1}{2}$</p> <p>C. $\frac{3}{4}$ $\frac{1}{2}$ $\frac{1}{4}$</p> <p>D. $\frac{1}{2}$ $\frac{3}{4}$ $\frac{1}{4}$</p>	<p>6) What is the missing number? Blue C&D</p> <table border="1" style="margin-left: auto; margin-right: auto; border-collapse: collapse; text-align: center;"> <tr> <td>Set Q</td> <td>12</td> <td>16</td> <td>28</td> <td>40</td> </tr> <tr> <td>Set R</td> <td>3</td> <td>4</td> <td>7</td> <td></td> </tr> </table> <p>F. 10</p> <p>G. 8</p> <p>H. 40</p> <p>J. 4</p>	Set Q	12	16	28	40	Set R	3	4	7	
Set Q	12	16	28	40							
Set R	3	4	7								
<p>7) Solve. Pink B</p> <p>A. 3.87</p> <p>B. 111</p> <p>C. 387</p> <p>D. 1.11</p> <div style="text-align: center;">  </div>	<p>8) If the perimeter is 10 cm, what is the length? Pink E</p> <div style="text-align: center;">  </div> <p>F. 10</p> <p>G. 8</p> <p>H. 4</p> <p>J. 2</p>										

Target Test 13

<p>ANSWERS</p> <p>1) (A) (B) (C) (D)</p> <p>2) (F) (G) (H) (J)</p> <p>3) (A) (B) (C) (D)</p> <p>4) (F) (G) (H) (J)</p> <p>5) (A) (B) (C) (D)</p> <p>6) (F) (G) (H) (J)</p> <p>7) (A) (B) (C) (D)</p> <p>8) (F) (G) (H) (J)</p>	<p>1) Which customary unit would you use to measure the height of a classroom?</p> <p>A. gallons</p> <p>B. meters</p> <p>C. yards</p> <p>D. pounds</p>	<p>2) What is the area of the rectangle?</p> <p>F. 150 km</p> <p>G. 25 km</p> <p>H. 50 km</p> <p>J. 5 km</p> <div style="text-align: right; margin-top: 10px;">  </div>										
<p>3) Which best describes lines m and n?</p> <p>A. parallel</p> <p>B. perpendicular</p> <p>C. intersecting</p> <p>D. acute</p>		<p>4) Which statement is NOT true about the shape?</p> <p>F. It has 5 faces.</p> <p>G. It has 6 edges.</p> <p>H. It has 6 vertices.</p> <p>J. It has 2 triangular faces.</p>										
<p>5) “What is the area of the room?”</p> <p>What other information do you need to solve this problem?</p> <p>A. the perimeter of the room</p> <p>B. the height of the room</p> <p>C. where the room is located</p> <p>D. the length and width of the room</p>	<p>6) How many weeks are there in 4 years?</p> <p>F. 52</p> <p>G. 104</p> <p>H. 208</p> <p>J. 48</p>											
<p>7) What is the missing number?</p> <table border="1" style="margin: 10px auto; border-collapse: collapse; text-align: center;"> <tr> <td># of dozen</td> <td>4</td> <td>6</td> <td>___</td> <td>10</td> </tr> <tr> <td># of donuts</td> <td>48</td> <td>72</td> <td>96</td> <td>120</td> </tr> </table> <p>A. 8</p> <p>B. 12</p> <p>C. 9</p> <p>D. 96</p>	# of dozen	4	6	___	10	# of donuts	48	72	96	120	<p>8) Solve.</p> <p>F. 1.09</p> <p>G. 361</p> <p>H. 36.1</p> <p>J. 3.61</p>	
# of dozen	4	6	___	10								
# of donuts	48	72	96	120								

