

Welcome to 1,2,3 Science Fonts!

1, 2, 3 Science Fonts is an essential tool in the development of materials for the science classroom. Use them to form your own creative worksheets, assessments, presentations and more!

Single User License

If you purchased a single user license, you have permission to install and use 1, 2, 3 Science Fonts on your school computer and your home computer. Please do not “share” with other computers or network this software.

School Site License

Purchase of a site license allows you to install 1, 2, 3 Science Fonts on every computer in your school as well as each teacher’s home computer. You may also install this software on a school network, but not on a district server.

District License

Purchase of a district license allows you to install 1, 2, 3 Science Fonts on all district computers and district employee’s home computers. The software may also be placed on a district network.

Publishing

Print items created with 1, 2, 3 Science Fonts may be freely distributed. Print items created for sale should have the acknowledgement “A portion of the materials contained in this publication were created with the use of 1, 2, 3 Science Fonts” on the copyright page. There are no publishing fees. The fonts may not be distributed in any way, nor can they be embedded on websites. Please contact info@justusteachers.com for more information.

*Please do not “share” 1,2,3 Science Fonts in any manner inconsistent with your license.

About the fonts...

1, 2, 3 Science Fonts has been specially created for science teachers. Every effort has been made to provide user-friendly fonts that will enhance your classroom teaching.

To make the fonts easy to find and use, all 1, 2, 3 Science Fonts start with “123” and have been grouped together near the top of your font menu.

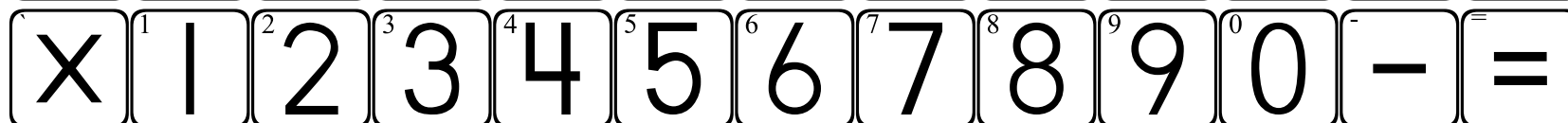
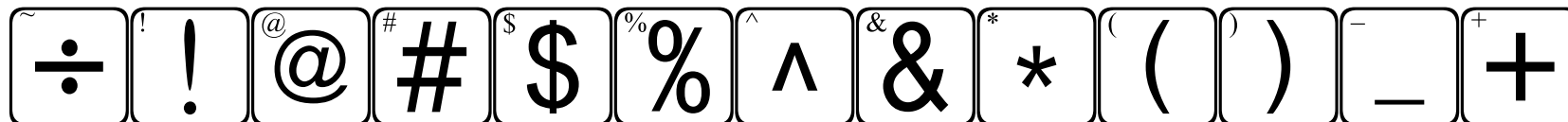
The following pages detail the keystrokes involved in each font. A detailed listing of each keystroke/symbol association is provided, followed by a short description of how each font is laid out on the keyboard.

Some of the specialty fonts (that place one keystroke on top of another) may require you to strike the space bar several times after you’ve typed a symbol in order to avoid inadvertently placing one symbol on top of another.

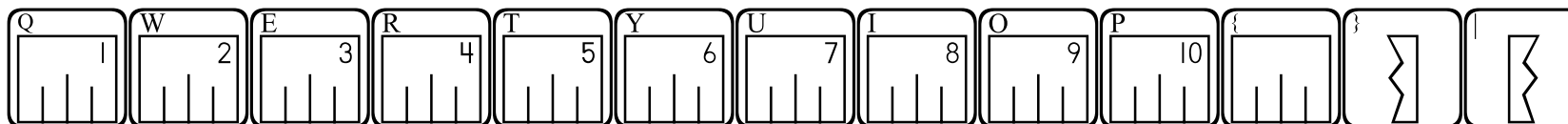
Most of the fonts will be easier to see in larger sizes (48 and higher). Some fonts may appear incomplete on your computer screen when using smaller sizes, but will print clearly.

Keep in mind that all the features that work on your other installed fonts will also work on all of your 1, 2, 3 Science Fonts. Thus, the **Bold** feature will make your font bolder, Underline will underline your font, and *Italicize* will italicize your font!

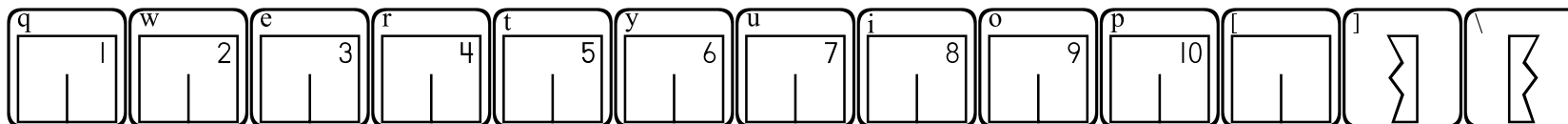
123Rulers1



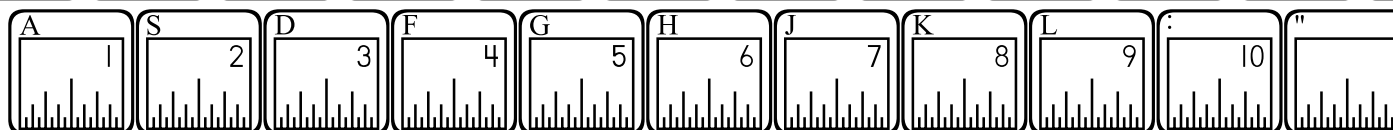
$\frac{1}{4}$ inch divisions



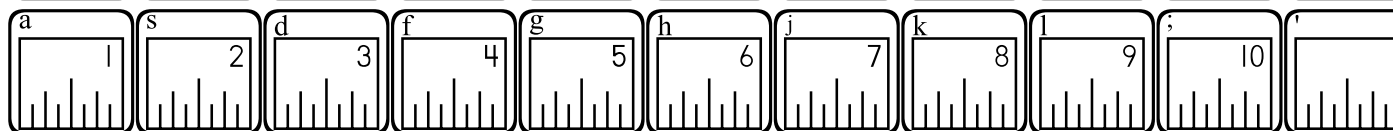
$\frac{1}{2}$ inch divisions



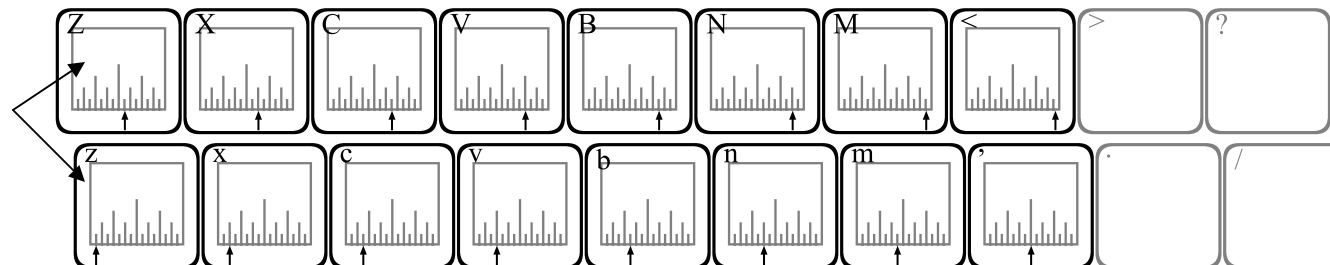
$\frac{1}{8}$ inch divisions



$\frac{1}{8}$ inch divisions

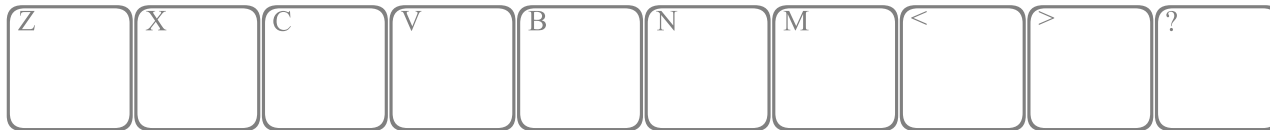
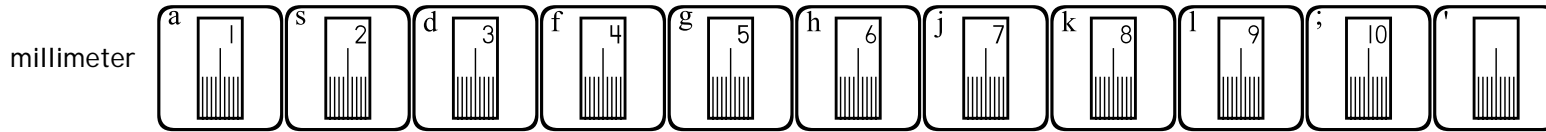
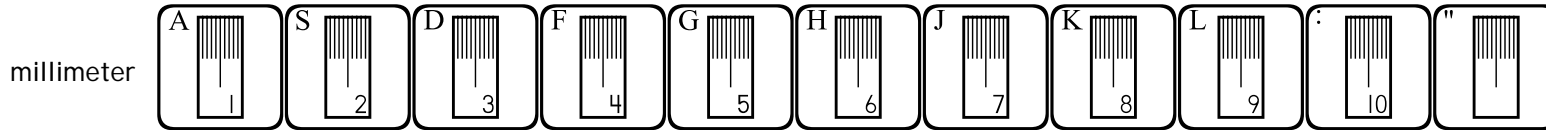
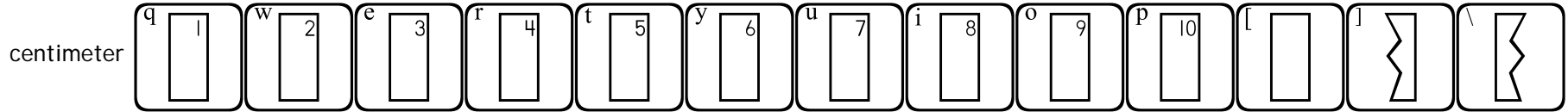
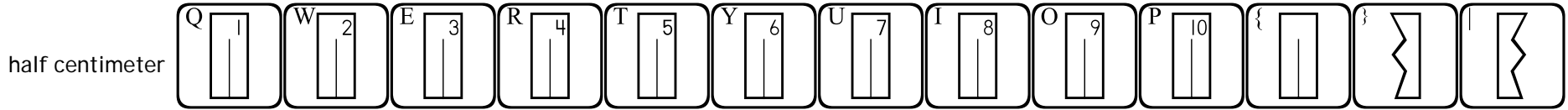
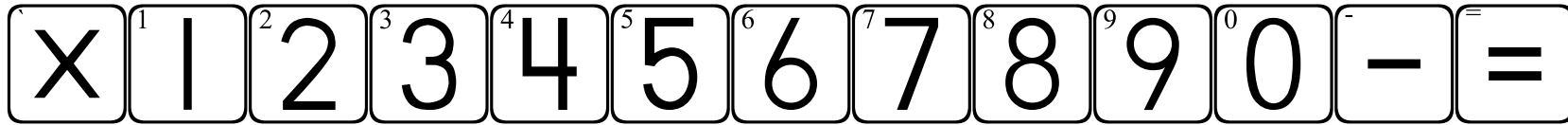
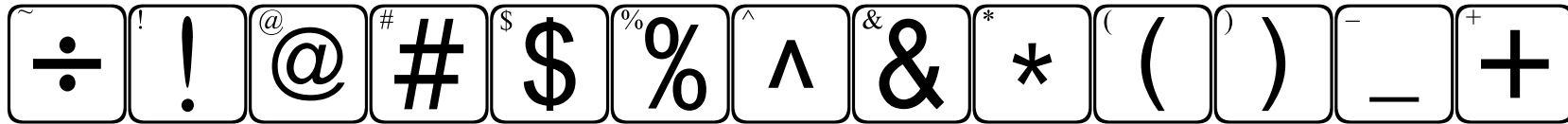


The gray portions are shown only for reference and do not appear when typing.

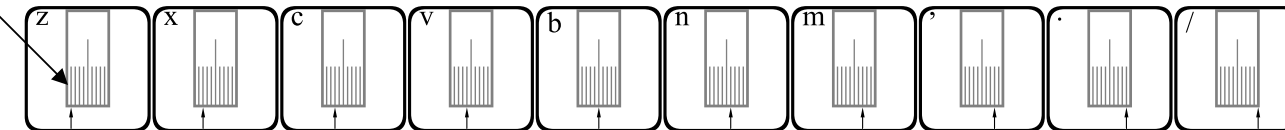


Arrows can be placed on any subdivision of the ruler. Press the appropriate arrow key on the "z" or "Z" row *after* you have placed a ruler piece.

123Rulers2



The gray portions are shown only for reference and do not appear when typing.



Arrows can be placed to point to any subdivision. Press the appropriate arrow key on the "z" row *after* you have placed a ruler piece.